



## ZT-2043

Wireless 14-channel Isolated Digital Output Module

### Introduction

The ZT-2043 offers 14 sink type digital output channels with short circuit protection. All channels feature photo-couple isolation. There are options for configuring power-on and safe digital output values. The ZT-2043 includes 14 LED indicators to display the DO channel status. 4 kV ESD protection and 3750 VDC intra-module isolation are the standard. Users can easily configure the module address, protocol, checksum, ZB-PID and ZB-channel settings using a combination of rotary and DIP switches.

### System Specifications

Communication Interface	
Wireless Standards	ZigBee 2007 Pro
Transmission Power	11 dBm (FCC Certified) ( Max 19 dBm)
2.4 GHz Antenna	5 dBi Omni directional
Transmission Range (LoS)	700 m (Typical)
Certification	CE/FCC, FCC ID
Max. Slaves in a ZigBee Network	255
ZB-100R/ZB-100T Support	-
Protocols	Supports DCON and Modbus RTU Protocols
Dual Watchdog	Yes, Module (1.6 Seconds), Communication (Programmable)
Hot Swap	Rotary and DIP switch
LED Indicators	
Power	1 LED, red
ZigBee Communication	1 LED, green
Digital Output	14 LEDs, red
Isolation	
Intra-module Isolation, Field to Logic	3750 Vdc
EMS Protection	
ESD (IEC 61000-4-2)	4 kV Contact for Power Line, Communication Line and each Channel, 8 kV Air for Random Point
EFT (IEC 61000-4-4)	4 kV for Power
Surge ( IEC 61000-4-5)	3 kV for Power
Power	
Power Consumption	0.84 W Max.
Mechanical	
Flammability	Fire Retardant Materials (UL94-V0 Level)
Dimensions (L x W x H)	87 mm x 33 mm x 110 mm
Installation	DIN-Rail
Environment	
Operating Temperature	-25 ~ +75°C
Storage Temperature	-30 ~ +80°C
Relative Humidity	10 ~ 90% RH, Non-condensing

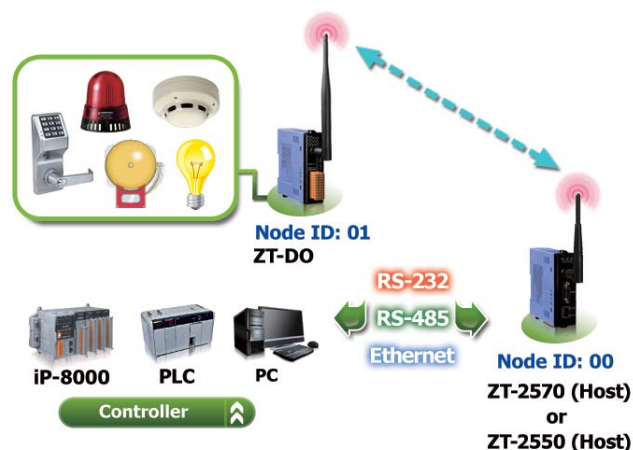
### Features

- ISM 2.4 GHz Operating Frequency
- Fully Compliant with 2.4G /ZigBee Specifications
- Wireless Transmission Range up to 700 m
- GUI Configuration Software (Windows Version)
- 14 Digital Output Channels for Open Collector
- Short Circuit Protection
- Surge and ESD Protection
- Configurable Power-on Value Settings
- Configurable Safe Value Settings
- DIN-Rail Mounting



### Applications

Building Automation, Factory Automation, Machine Automation, Remote Maintenance, Remote Diagnosis, Testing Equipment.



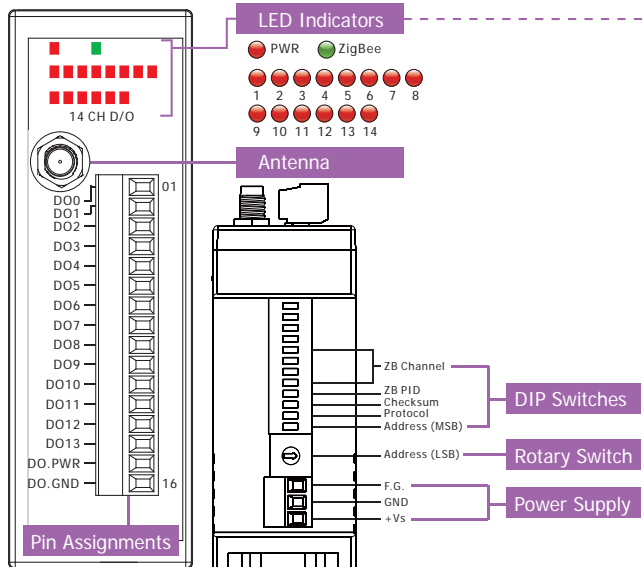
### I/O Specifications

Digital Output	
Output Channels	14 (Sink)
Output Types	Isolated Open Collector
Max. Load Current	700 mA/channel
Load Voltage	+5 VDC ~ +50 VDC
External Power Reversed Protection and Short Circuit Protection	Yes
Current Limited Protection	1.1 A
Power-on Value	Yes
Safe Value	Yes

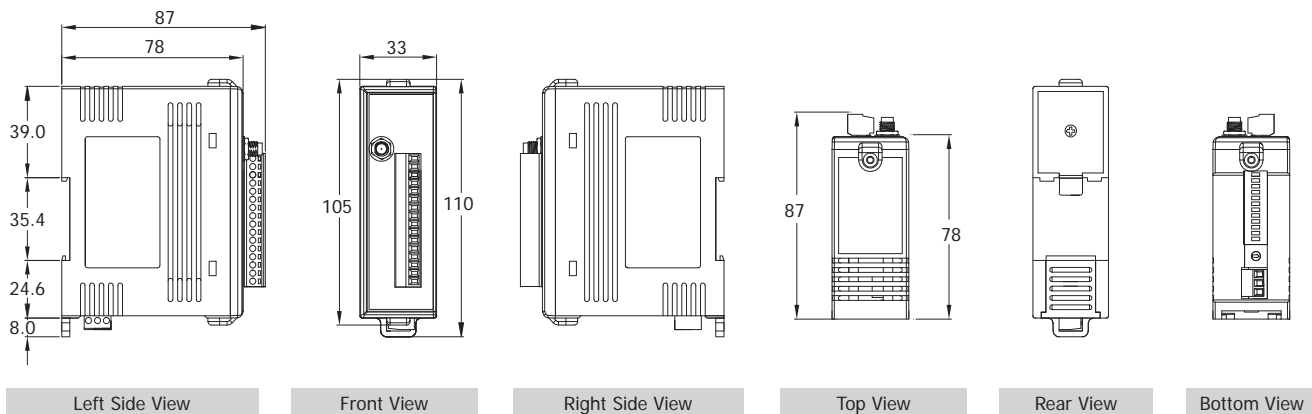
## Wiring

Digital Output	ON State LED ON Readback as 1	OFF State LED OFF Readback as 0
Drive Relay	Relay ON	Relay OFF
Resistance Load	Relay ON	Relay OFF

## Appearance



## Dimensions (Units: mm)



## Ordering Information

**ZT-2043 CR**      Wireless 14-channel Isolated Digital Output Module (RoHS) (Long Range)

**Important Note:** ZigBee Data Acquisition modules need a ZigBee host converter to coordinate the data transmission route. Please remember to order a ZT-2550, ZT-2570 ZigBee host converter when you purchase ZigBee Data Acquisition products.

## Accessories

MDR-20-24	24 Vdc/1.0 A, 24 W Power Supply with DIN-Rail Mounting
ZT-2510 CR	ZigBee Repeater (RoHS)
ZT-2550 CR	RS-485/RS-232 to High Power Amplifier ZigBee Converter (Host) (RoHS)
ZT-2570 CR	Ethernet/RS-485/RS-232 to High Power Amplifier ZigBee Converter (Host) (RoHS)