

ModBerry M1000^{series}

Programmable automation controller (PAC)



ModBerry M1000 is the newest series of industrial computers which you can easily adapt to your needs by choosing from the available options.

Energy-efficient **Intel Atom x5 Z8350 64-bit 1.92GHz** processor

Possibility to select a suitable amount of resources: **1/2/4 GB RAM** and **16/32/64 GB eMMC** depending on project's requirements

Rich set of I/O interfaces: including **digital and analog inputs/outputs, RS-232/RS-485 serial port**

Economic **1-Wire bus, Gigabit Ethernet** and **USB 2.0/3.0**

Expandable resources: **LTE/3G, WiFi, ZigBee, Bluetooth**



ModBerry M1000

Designed for the needs of automation, telecommunications, remote supervision, and monitoring

Fully configurable IoT platform - you can setup hardware options of your device; compatible with X86 systems, such as: Microsoft Windows 10, Linux (ubinux, Ubuntu, Yocto), Android Marshmallow

Full range of communications interfaces, including LTE/3G modem

Standard protocol support (e.g. MODBUS, SNMP, M-Bus), possibility to install dedicated user protocols

Web page visualization of current/archived data and remote control directly from the device or cloud service

Available hardware options

Serial ports:

1x RS-232/485

Digital inputs/outputs:

4x Digital input, 4x Digital output, 4x Configurable digital input/output

Communication interfaces:

Ethernet 10/100/1000 Mbps, 1-Wire, 4x USB 2.0, 1x USB 3.0 OTG

Audio/Video:

HDMI

Expansion cards:

Wi-Fi, ZigBee, LTE/3G/GPRS/EDGE, Bluetooth, GPS, ExCard I/O Modules

Software properties

New firmware based on Linux Kernel 4.0+ guarantees stability and security of operation

Expansion modules to increase the amount of available interfaces (see accessories section)

Ready tools and pre-compiled packs, including C/C++, JAVA, SQL, PHP, SSH and VPN support

Developer tools and support, instructions, informational materials

Remote software updates

Available upgrade to innovative iMod software platform

iModCloud – dedicated cloud computing service for telemetry, remote control and data sharing

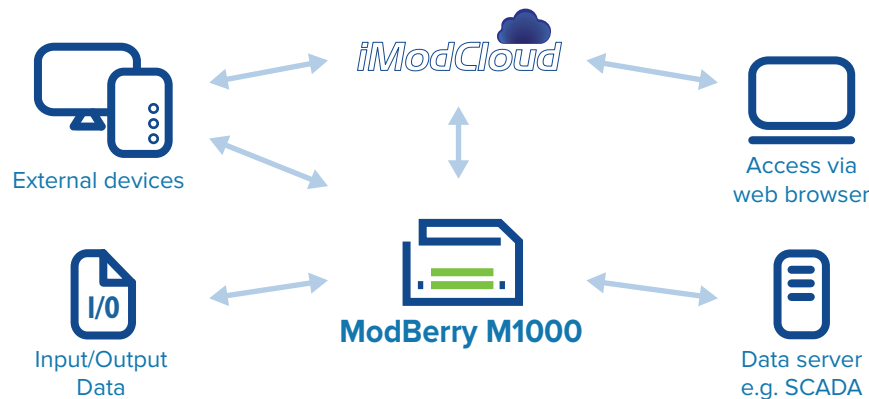
Full technical support through a dedicated portal, project cooperation via TECHBASE Solution Partner

Typical method of use (3 functions: C-L-V)

Protocol and interface conversion (Convert) - data is collected from input interfaces, converted and transmitted to output interfaces, e.g. 3G/GPRS, external modules

Data logger (Log) - archiving and sharing data in a file format, database or with the use of external systems (SCADA or dedicated iModCloud)

Access via WWW (Visualize) - data is presented directly from the device or with dedicated cloud computing services (iModCloud)



ModBerry M1000 can perform following functions:

- PLC
- Telemetry module with data logger
- Serial port server
- Protocol and interface converter
- Programmable controller
- LTE/3G/GPRS/EDGE modem
- MODBUS Gateway/Router
- SNMP Agent
- Web server with PHP and SQL database support
- SMS Gateway
- LTE/3G/GPRS router, NAT
- E-mail server, FTP, SSH, VPN

Features of adaptation to industrial conditions:

- Low energy consumption
- RTC Battery-powered Real Time Clock (RTC)
- WatchDog function ensures hardware operation control of selected services
- Effective file systems used for FLASH memory, ensuring long, failure-free operation
- Compact, durable housing made from ABS plastic, adapted to installation on a DIN bus
- Easy installation due to the use of disconnectable screw terminals
- No moving elements (fans, platter disks)
- Versions with extended operating temperature range: -25 ~ 80°C

LTE/3G/GPRS/EDGE modem*

Modem for data LTE/3G/GPRS data transmission and SMS support. ModBerry M1000 has unique hardware-software features providing connection efficiency and economy:

The device is equipped with Watchdog mechanism to ensure modem stability.

Pre-installed software for constant verification of LTE/3G/GPRS connection and GPRS reconnect function.

Multiplexing server provides 3 independent modem communication channels. Allows sending and receiving of SMS during LTE/3G/GPRS transmission.

You can use telemetry SIM cards with dynamic IP addresses due to the use of DynDNS. VPN or iModCloud technology allows use of cards with non-public IP.

* GPRS/EDGE are supported by LTE/3G modem

iMod - an innovative software platform allowing for fast start-up and full exploitation of device capabilities without the need for writing programs. A fully configurable system reflecting typical C-L-V use (see clarification above). In order to learn more about the iMod platform, visit the page: www.techbase.eu/imod

iModCloud is a Software as a Service (SaaS) that fully controls iMod devices. Together stand as a complete solution ecosystem – **iModCloud Ecosystem**. In other words – it is a combination of a cloud service with a web user interface and special industrial devices that are fully manageable remotely.



READY-TO-USE

iModCloud is ready-to-use set of components that can be adjusted to any remote monitoring and control system



REMOTE CONTROL

User interface of the system is accessible from any place of the world through web browsers of desktops and mobile devices

PLC - software for creation of algorithms in the ladder system with the capability of operation on ModBerry device, services the MODBUS protocol

Expanded developer's platform, additional software packs:

GPRS - facilitating management of the 3G/GPRS connection and containing the functionality of monitoring connection status and DynDNS service

SMS - allows sending and receiving text messages

APACHE - HTTP server pack, enabling device access from web browser

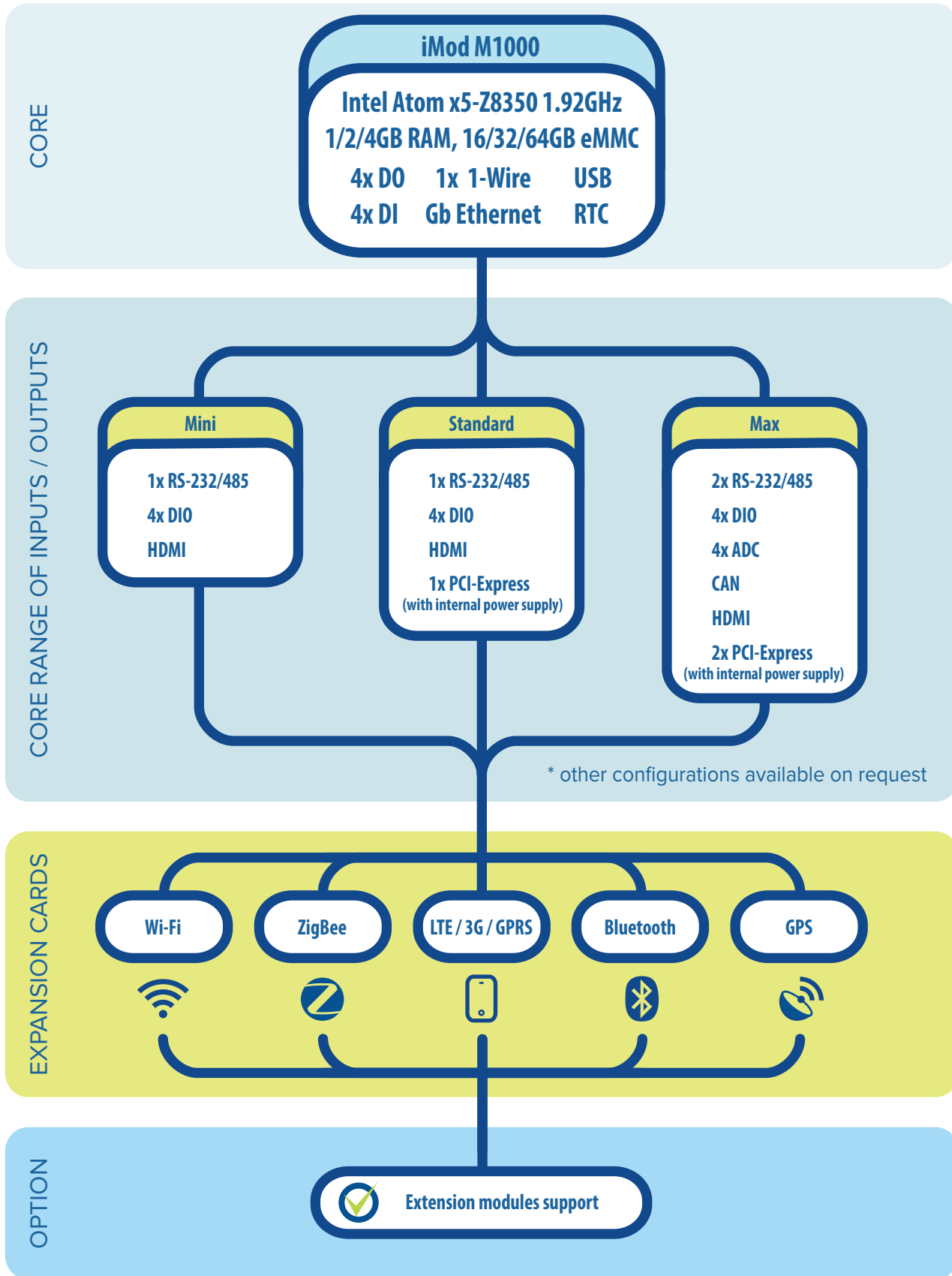
PYTHON/RUBY/JAVA/PHP - packs allowing creating, development and start-up of applications in many programming languages

PostgreSQL, MSSQL, SQLite - tools for database management

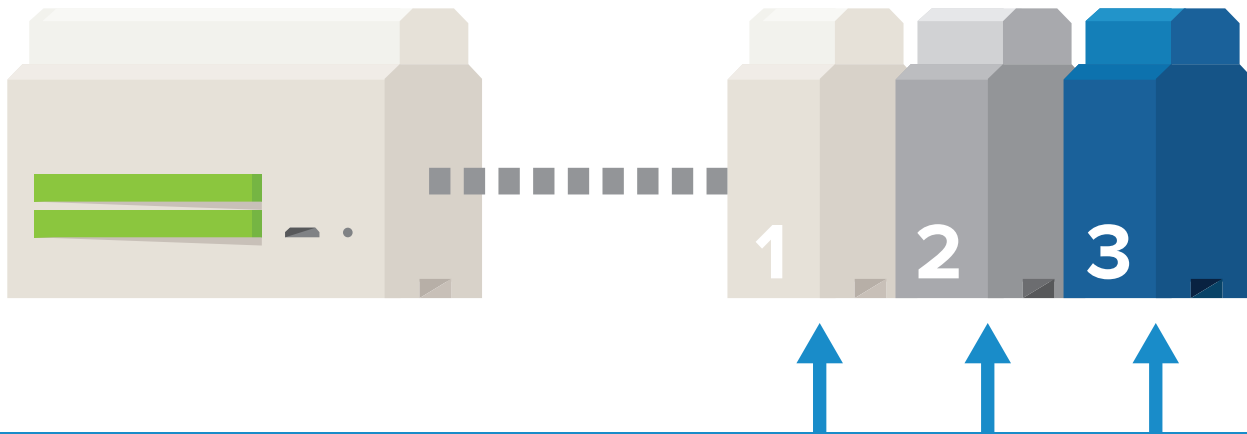
Open VPN - enables creating a connection, allowing communication between devices located in different networks, providing very high level of security

SSH - enables remote connection with device while maintaining high level of security

GPS - allows the location of the device, traffic monitoring for the unit and time synchronization



The **ModBerry M1000** device allows use of up to 3 expansion modules, increasing its capabilities with additional I/Os, providing support for additional modems and wireless communication modules, and adding new features such as accelerometer and opto-isolation.



INTERNAL EXTENSION MODULES

ExCard 4RS	2x or 4x RS232/485 ports
ExCard ETH	1x or 2x Ethernet ports
ExCard EXP	1x PCI-Express slot (modem and communication interfaces support)
ExCard AI	8x analog input AI or 4x analog input AI dual mode
ExCard AO	12/8/4x analog output AO
ExCard 4R	4x relay
ExCard DIO	12x digital input/output DIO
ExCard AK	Accelerometer
ExCard OP	Opto-isolation for power supply and i ² c serial bus (ExCard AI/AO/4R/DIO/AK)
mBus10	M-Bus interface to RS232 or RS485 converter (up to 10 SLAVE devices)
mBus60	M-Bus interface to RS232 or RS485 converter (up to 60 SLAVE devices)
mBus400	M-Bus interface to RS232 or RS485 converter (up to 400 SLAVE devices)

INTERNAL MODEMS

Wi-Fi	Wi-Fi Standard 802.11 b/g/n
Bluetooth	Bluetooth 4.0
ZigBee	ZigBee modem
GPS	GPS receiver
GPRS/GPS	GPRS/GPS modem
GPRS/Bluetooth	GPRS/Bluetooth 3.0 modem
3G/GPS	3G/GPS modem
LTE/3G/GPRS	LTE/3G/GPRS modem

 For availability of specific device configurations, modules compatibility and maximum capabilities of expansion modules, please contact the TECHBASE Group sales department.

SYSTEM

CPU	Intel® Atom™ x5 Z8350 Processor 64 bit - up to 1.92GHz
RAM	1/2/4 GB
eMMC	16/32/64 GB
Operating system	Microsoft Windows 10, Linux (ubinux, Ubuntu, Yocto), Android Marshmallow
RTC	RTC, 240 byte SRAM, Watch Dog Timer

ETHERNET INTERFACE

1x Ethernet 10/100/1000 Mbps (RJ45 connector)

SERIAL PORTS

1x RS-232/485

USB PORTS

4x USB 2.0, 1x USB 3.0

INPUTS / OUTPUTS

Digital inputs (DI)	4x DI (0..30V DC)
Digital outputs (DO)	4x DO (0..30V), max. power efficiency: 500 mA
Configurable I/Os	4x DI/DO (0..30V DC), max. power efficiency: 500 mA
1-Wire	1x 1-Wire
HDMI	1x HDMI 1.4b

POWER SUPPLY

7 ~ 30 V DC, 1000 mA

MECHANICAL PARAMETERS

Dimensions	91 x 106 x 61 mm
Weight	300g
Casing	ABS, DIN rail mounting

OPERATING CONDITIONS

0 ~ 60°C, humidity 10 ~ 80% RH (non-condensing)

AVAILABLE EXPANSION CARDS

Wi-Fi (IEEE 802.11 b/g/n, speed up to 150 Mbps, 64/128-bit WEP, WPA, WPA2)
 LTE/3G modem, GPS module, ZigBee, Bluetooth, **EXCard modules** (page 4)

CONNECTORS AND PHYSICAL INTERFACES

- 1x screw terminal
- 1x screw terminal for power supply
- 1x RJ45 (Ethernet)
- 1x HDMI
- 4x USB 2.0 type A
- 1x USB 3.0 OTG
- 1x SIM card slot

MANUFACTURER

TECHBASE Group Sp. z o.o., Gdańsk, Poland

POWER FEEDERS



SDK-0302-12VDC-R

AC/DC power feeder, input 100-240V AC, output 12V DC 1000mA, cable endings in tube terminals



MDR-20-24

DIN bus power feeder, output 24V DC 24W, input 85..264 V AC or 120..370 V DC

ANTENNAS



ANT-GSM-1M

GSM antenna with frequency 824-960MHz/1710-1910MHz/1920-2170MHz

1-WIRE SENSORS



1Wire-Therm-Stainless

Digital temperature sensor in steel housing



1Wire-Therm-ABS

Digital temperature sensor closed in ABS plastic housing

M-BUS CONVERTERS



mBus 10

The mBus 10 is a transparent converter from RS-232 or 485 to M-Bus interface



mBus 400

The mBus 400 is a transparent converter from RS-232 or 485 to M-Bus interface. You can connect up to 400 devices (slaves).

ZIGBEE SENSORS/MODULES



ZS-10, ZS-20

Multi-channel ZigBee Sensor with Battery Power Supply



ZM-10, ZM-20

ZigBee Relay I/O Module

INPUT/OUTPUT EXPANSION MODULES



NPEIO-6DIO

Digital inputs/outputs expansion module with MODBUS RTU support



NPEIO-4RO

Relay outputs expansion module with MODBUS RTU support

INTERNAL EXPANSION MODULES

ExCard 4RS	2x or 4x RS232/485 serial port
ExCard ETH	1x or 2x Ethernet port
ExCard EXP	1x PCI-Express slot
ExCard AI	8x analog input AI or 4x analog input AI dual mode
ExCard AO	8/4x analog output
ExCard 4R	4x relay
ExCard DIO	12x configurable digital input/output DIO
ExCard AK	Accelerometer
mBus10	M-Bus to RS232 or RS485 interface converter (up to 10 SLAVE devices)
mBus60	M-Bus to RS232 or RS485 interface converter (up to 60 SLAVE devices)
mBus400	M-Bus to RS232 or RS485 interface converter (up to 400 SLAVE devices)