

ModBerry M300^r series

Programmable automation controller (PAC)



ModBerry M300 is the newest series of industrial computers which you can easily adapt to your needs by choosing from the available options.

Energy-efficient **Quad-core Cortex-A7** processor

512MB DDR3 RAM and **microSDHC** slot

Rich set of I/O interfaces: including **digital inputs/outputs**, **RS-232 & RS-485 serial ports**

Ethernet, **USB 2.0** ports and **mBus Master**

Expandable resources: **LTE/3G**, **WiFi**, **ZigBee**, **Bluetooth**, **LoRa**



ModBerry M300

Designed for the needs of automation, telecommunications, remote supervision, and monitoring

Fully configurable platform - you can setup hardware options of your device

Full range of communications interfaces, including LTE/3G modem

Standard protocol support (e.g. MQTT, MODBUS, SNMP, M-Bus), possibility to install dedicated user protocols

Web page visualization of current/archived data and remote control directly from the device or cloud service

Available hardware options

Serial ports:

1x RS-232
1x RS-485

Digital inputs/outputs:

2x Digital input/output

Communication interfaces:

Ethernet, USB 2.0, mBus Master (max. 10 Slave devices)

Expansion cards:

Wi-Fi, ZigBee, LTE/3G/GPRS/EDGE, Bluetooth, LoRa, NB-IoT
GPS, ExCard I/O Modules

Software properties

New firmware based on Linux Kernel 4.11.2+ guarantees stability and security of operation

Expansion modules to increase the amount of available interfaces (see accessories section)

Ready tools and pre-compiled packs, including C/C++, JAVA, SQL, PHP, SSH and VPN support

Developer tools and support, instructions, informational materials

Remote software updates

Available upgrade to innovative iMod software platform

iModCloud – dedicated cloud computing service for telemetry, remote control and data sharing

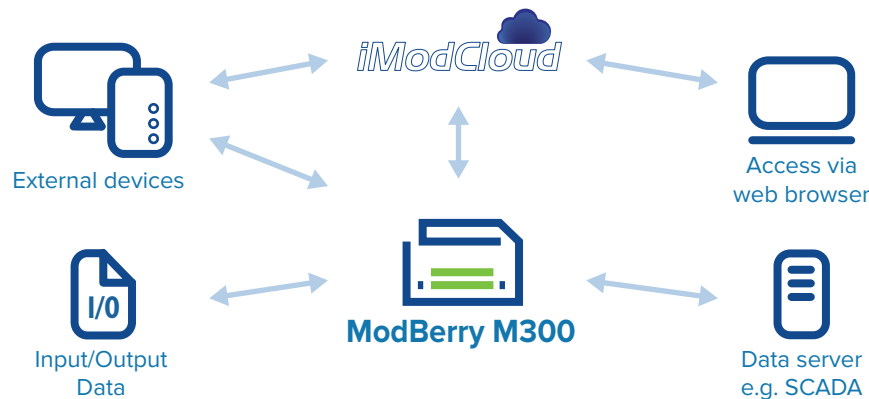
Full technical support through a dedicated portal, project cooperation via TECHBASE Solution Partner

Typical method of use (3 functions: C-L-V)

Protocol and interface conversion (Convert) - data is collected from input interfaces, converted and transmitted to output interfaces, e.g. 3G/GPRS, external modules

Data logger (Log) - archiving and sharing data in a file format, database or with the use of external systems (SCADA or dedicated iModCloud)

Access via WWW (Visualize) - data is presented directly from the device or with dedicated cloud computing services (iModCloud)



ModBerry M300 can perform following functions:

- PLC
- Telemetry module with data logger
- Serial port server
- Protocol and interface converter
- Programmable controller
- LTE/3G/GPRS/EDGE modem
- MODBUS Gateway/Router
- MQTT, SNMP Agent
- Web server with PHP and SQL database support
- Notification controller (e.g. SMS Gateway)
- LTE/3G/GPRS router, NAT
- E-mail server, FTP, SSH, VPN

Features of adaptation to industrial conditions:

- Low energy consumption
- RTC Battery-powered Real Time Clock (RTC)
- WatchDog function ensures hardware operation control of selected services
- Effective file systems used for FLASH memory, ensuring long, failure-free operation
- Compact, durable housing made from ABS plastic, adapted to installation on a DIN bus
- Easy installation due to the use of disconnectable screw terminals
- No moving elements (fans, platter disks)
- Versions with extended operating temperature range: -40 ~ 80°C

LTE/3G/GPRS/EDGE modem*

Modem for data LTE/3G/GPRS data transmission and SMS support. ModBerry M300 has unique hardware-software features providing connection efficiency and economy:

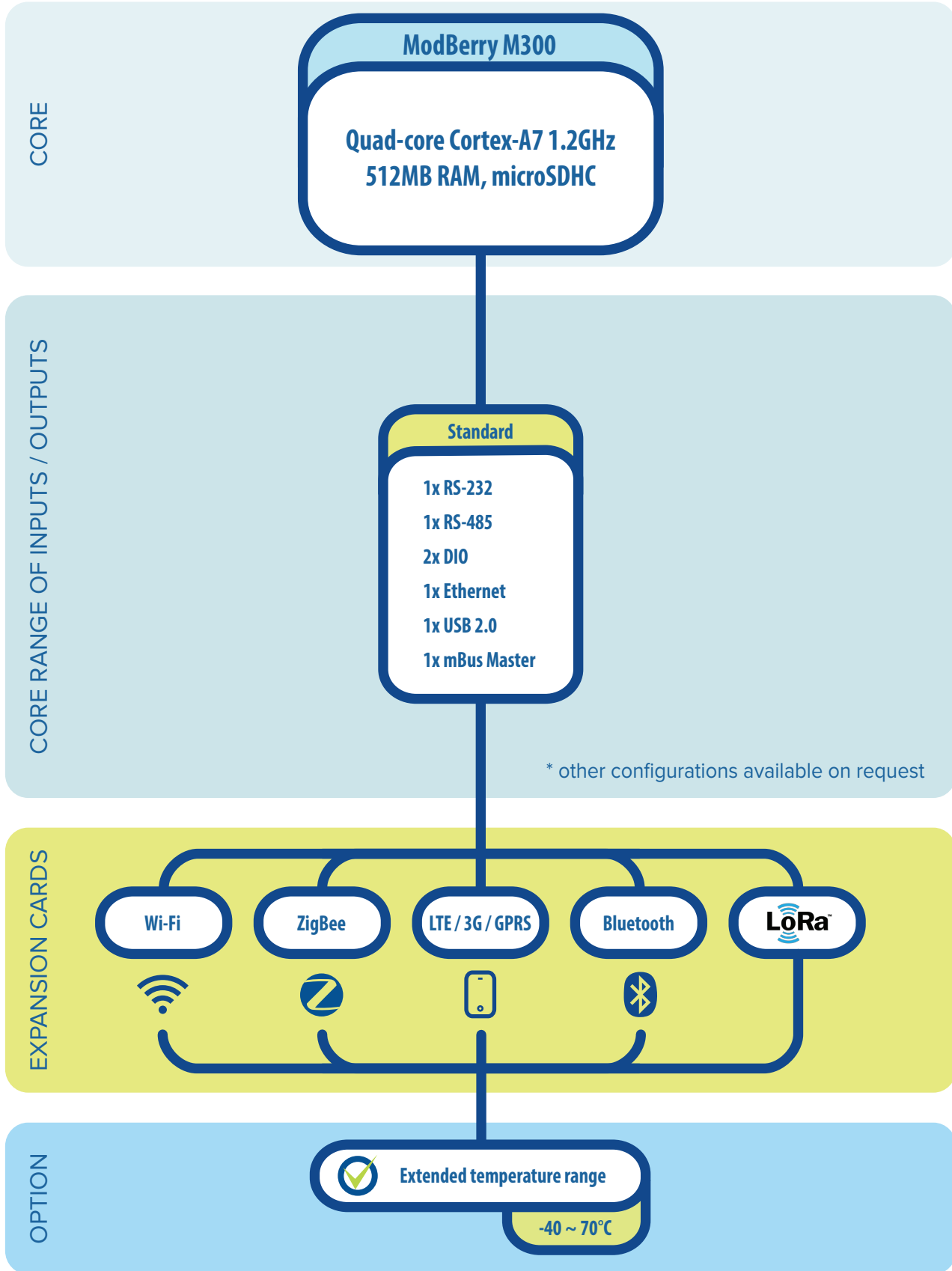
The device is equipped with Watchdog mechanism to ensure modem stability.

Pre-installed software for constant verification of LTE/3G/GPRS connection and GPRS reconnect function.

Multiplexing server provides 3 independent modem communication channels. Allows sending and receiving of SMS during LTE/3G/GPRS transmission.

You can use telemetry SIM cards with dynamic IP addresses due to the use of DynDNS. VPN or iModCloud technology allows use of cards with non-public IP.

* GPRS/EDGE are supported by LTE/3G modem



iMod - an innovative software platform allowing for fast start-up and full exploitation of device capabilities without the need for writing programs. A fully configurable system reflecting typical C-L-V use (see clarification above). In order to learn more about the iMod platform, visit the page: www.techbase.eu/imod

iModCloud is a Software as a Service (SaaS) that fully controls iMod devices. Together stand as a complete solution ecosystem – **iModCloud Ecosystem**. In other words – it is a combination of a cloud service with a web user interface and special industrial devices that are fully manageable remotely.



READY-TO-USE

iModCloud is ready-to-use set of components that can be adjusted to any remote monitoring and control system



REMOTE CONTROL

User interface of the system is accessible from any place of the world through web browsers of desktops and mobile devices

PLC - software for creation of algorithms in the ladder system with the capability of operation on iMod device, services the MODBUS protocol

Expanded developer's platform, additional software packs:

GPRS - facilitating management of the 3G/GPRS connection and containing the functionality of monitoring connection status and DynDNS service

SMS - allows sending and receiving text messages

APACHE - HTTP server pack, enabling device access from web browser

PYTHON/RUBY/JAVA/PHP - packs allowing creating, development and start-up of applications in many programming languages

PostgreSQL, MSSQL, SQLite - tools for database management

Open VPN - enables creating a connection, allowing communication between devices located in different networks, providing very high level of security

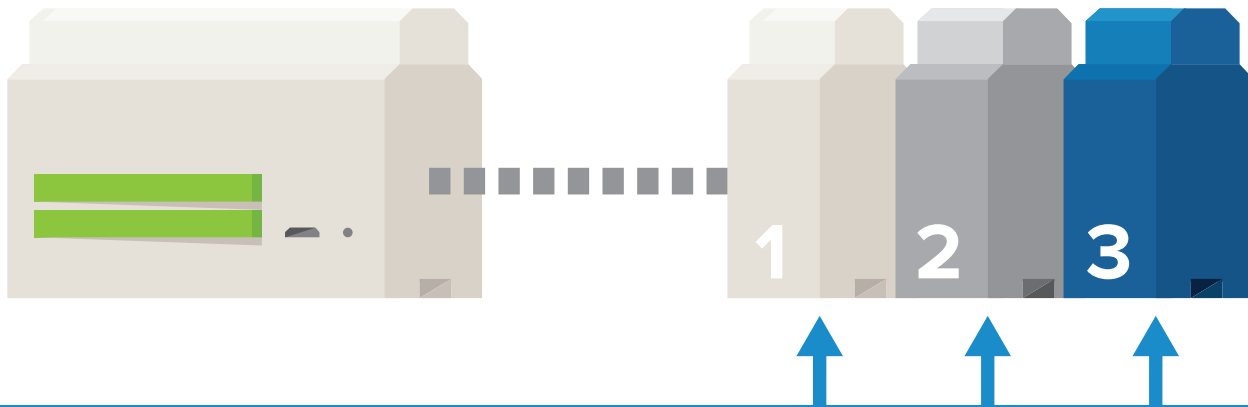
SSH - enables remote connection with device while maintaining high level of security

GPS - allows the location of the device, traffic monitoring for the unit and time synchronization

Node-RED - Node-RED is a programming tool for wiring together hardware devices, APIs and online services

Mosquitto - open source (EPL/EDL licensed) message broker that implements the MQTT protocol

The ModBerry M300 device allows use of up to 3 expansion modules, increasing its capabilities with additional I/Os, providing support for additional modems and wireless communication modules, and adding new features such as accelerometer and opto-isolation.



INTERNAL EXTENSION MODULES

ExCard 4RS	2x or 4x RS232/485 ports
ExCard ETH	1x or 2x Ethernet ports
ExCard EXP	1x PCI-Express slot (modem and communication interfaces support)
ExCard AI	8x analog input AI or 4x analog input AI dual mode
ExCard AO	12/8/4x analog output AO
ExCard 4R	4x relay
ExCard DIO	12x digital input/output DIO
ExCard AK	Accelerometer
ExCard OP	Opto-isolation for power supply and i ² c serial bus (ExCard AI/AO/4R/DIO/AK)
mBus10	M-Bus interface to RS232 or RS485 converter (up to 10 SLAVE devices)
mBus60	M-Bus interface to RS232 or RS485 converter (up to 60 SLAVE devices)
mBus400	M-Bus interface to RS232 or RS485 converter (up to 400 SLAVE devices)

INTERNAL MODEMS

Wi-Fi	Wi-Fi Standard 802.11 b/g/n
Bluetooth	Bluetooth 4.0
ZigBee	ZigBee modem
GPS	GPS receiver
GPRS/GPS	GPRS/GPS modem
GPRS/Bluetooth	GPRS/Bluetooth 3.0 modem
3G/GPS	3G/GPS modem
LTE/3G/GPRS	LTE/3G/GPRS modem
GPRS/EDGE/NB-IoT	NarrowBand-IoT (LTE cat. NB1) modem, backwards compatible with GPRS/EDGE
LoRa	LoRa modem

 For availability of specific device configurations, modules compatibility and maximum capabilities of expansion modules, please contact the TECHBASE Group sales department.

SYSTEM

CPU	Allwinner H3, Quad-core Cortex-A7 @ up to 1.2GHz
RAM	512 GB DDR3
Storage	microSDHC slot
Operating system	Linux 4.11.2+ (u-boot, Debian, UbuntuCore and Android)
RTC	RTC, 240 byte SRAM, Watch Dog Timer

ETHERNET INTERFACE

1x Ethernet 10/100 Mbps (RJ45 connector)

SERIAL PORTS

1x RS-232
1x RS-485

USB PORTS

1x USB 2.0 type A host
2x USB 2.0 pin-header

INPUTS / OUTPUTS

Digital inputs/outputs (DIO)	2x DIO
mBus Master	1x mBus Master 2pin (max. 10 slave devices)

POWER SUPPLY

9 ~ 30 V DC, w/o modem: 20W, with modem 40W

MECHANICAL PARAMETERS

Dimensions	91 x 71 x 61 mm
Weight	200g
Casing	ABS, DIN rail mounting

OPERATING CONDITIONS*

Ext. temp. range (optional): -40 ~ 70°C, humidity 5 ~ 95% RH (non-condensing)
Standard temp. range: 0 ~ 60°C, humidity 5 ~ 95% RH (non-condensing)

AVAILABLE COMMUNICATION PROTOCOLS & EXPANSION CARDS


Wi-Fi (IEEE 802.11 b/g/n, speed up to 150 Mbps, 64/128-bit WEP, WPA, WPA2)
LTE/3G modem, GPS module, ZigBee, Bluetooth, LoRa, Wireless M-Bus, Nb-IoT,
ExCard modules (page 5)

CONNECTORS AND PHYSICAL INTERFACES

1x terminal interface
1x RJ45 (Ethernet)
1x USB 2.0 typu A
2x USB 2.0 pin-header
1x microSDHC slot

MANUFACTURER

TECHBASE Group Sp. z o.o., Gdańsk, Poland

 Specifications is subject to change without notice. Some of the features are optional. Technical parameters should be confirmed in the order details.

POWER FEEDERS

**SDK-0302-12VDC-R**

AC/DC power feeder, input 100-240V AC, output 12V DC 1000mA, cable endings in tube terminals

**MDR-20-24**

DIN bus power feeder, output 24V DC 24W, input 85..264 V AC or 120..370 V DC

ANTENNAS

**ANT-GSM-1M**

GSM antenna with frequency 824-960MHz/1710-1910MHz/1920-2170MHz

1-WIRE SENSORS

**1Wire-Therm-Stainless**

Digital temperature sensor in steel housing

**1Wire-Therm-ABS**

Digital temperature sensor closed in ABS plastic housing

M-BUS CONVERTERS

**mBus 10**

The mBus 10 is a transparent converter from RS-232 or 485 to M-Bus interface

**mBus 400**

The mBus 400 is a transparent converter from RS-232 or 485 to M-Bus interface. You can connect up to 400 devices (slaves).

ZIGBEE SENSORS/MODULES

**ZS-10, ZS-20**

Multi-channel ZigBee Sensor with Battery Power Supply

**ZM-10, ZM-20**

ZigBee Relay I/O Module

INPUT/OUTPUT EXPANSION MODULES

**NPEIO-6DIO**

Digital inputs/outputs expansion module with MODBUS RTU support

**NPEIO-4RO**

Relay outputs expansion module with MODBUS RTU support