

NPEX500 M3 series

Programmable automation controller (PAC)



NPE X500 M3 is the newest series of industrial computers which you can easily adapt to your needs by choosing from the available options.

Energy-efficient quad-core **Cortex A53 1.2GHz** processor

1GB RAM and **4GB NAND FLASH** memory

Rich set of I/O interfaces: including **digital and analog inputs/outputs, RS-232/RS-485 serial ports**

Economic **1-Wire bus**

Expandable resources: **LTE/3G, WiFi, ZigBee, Bluetooth**



NPE X500 M3

Designed for the needs of automation, telecommunications, remote supervision, and monitoring

Fully configurable platform - you can setup hardware options of your device

Full range of communications interfaces, including LTE/3G modem

Standard protocol support (e.g. MODBUS, SNMP, M-Bus), possibility to install dedicated user protocols

Web page visualization of current/archived data and remote control directly from the device or cloud service

Available hardware options

Serial ports: 2x RS-232/485

Digital inputs/outputs:
4x Digital input, 4x Digital output

Configurable digital inputs/outputs
4x Digital input/output

Analog inputs:
4x Analog input

Communication interfaces: Ethernet, 1-Wire, 2x USB, CAN (optional)

Audio/Video: HDMI (optional)

Expansion cards:
Wi-Fi, ZigBee, LTE/3G/GPRS/EDGE, Bluetooth, GPS, ExCard modules

Software properties

New firmware based on Linux Kernel 4.0+ guarantees stability and security of operation

Expansion modules to increase the amount of available interfaces (see accessories section)

Ready tools and pre-compiled packs, including C/C++, JAVA, SQL, PHP, SSH and VPN support

Developer tools and support, instructions, informational materials

Remote software updates

Innovative iMod software platform

iModCloud – dedicated cloud computing service for telemetry, remote control and data sharing

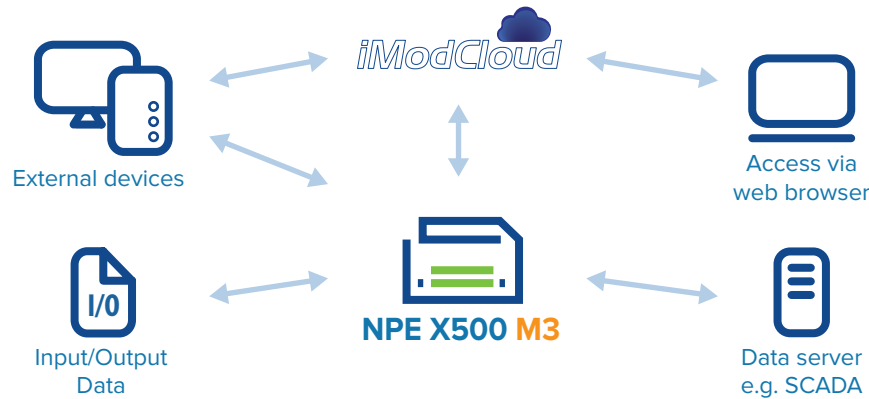
Full technical support through a dedicated portal, project cooperation via TECHBASE Solution Partner

Typical method of use (3 functions: C-L-V)

Protocol and interface conversion (Convert) - data is collected from input interfaces, converted and transmitted to output interfaces, e.g. 3G/GPRS, external modules

Data logger (Log) - archiving and sharing data in a file format, database or with the use of external systems (SCADA or dedicated iModCloud)

Access via WWW (Visualize) - data is presented directly from the device or with dedicated cloud computing services (iModCloud)



NPE X500 M3 can perform following functions:

- PLC
- Telemetry module with data logger
- Serial port server
- Protocol and interface converter
- Programmable controller
- LTE/3G/GPRS/EDGE modem
- MODBUS Gateway/Router
- SNMP Agent
- Web server with PHP and SQL database support
- SMS Gateway
- LTE/3G/GPRS router, NAT
- E-mail server, FTP, SSH, VPN

Features of adaptation to industrial conditions:

- Low energy consumption
- RTC Battery-powered Real Time Clock (RTC)
- WatchDog function ensures hardware operation control of selected services
- Effective file systems used for FLASH memory, ensuring long, failure-free operation
- Compact, durable housing made from ABS plastic, adapted to installation on a DIN bus
- Easy installation due to the use of disconnectable screw terminals
- No moving elements (fans, platter disks)
- Versions with extended operating temperature range: -25 ~ 65°C

LTE/3G/GPRS/EDGE modem*

Modem for data LTE/3G/GPRS data transmission and SMS support. NPE has unique hardware-software features providing connection efficiency and economy:

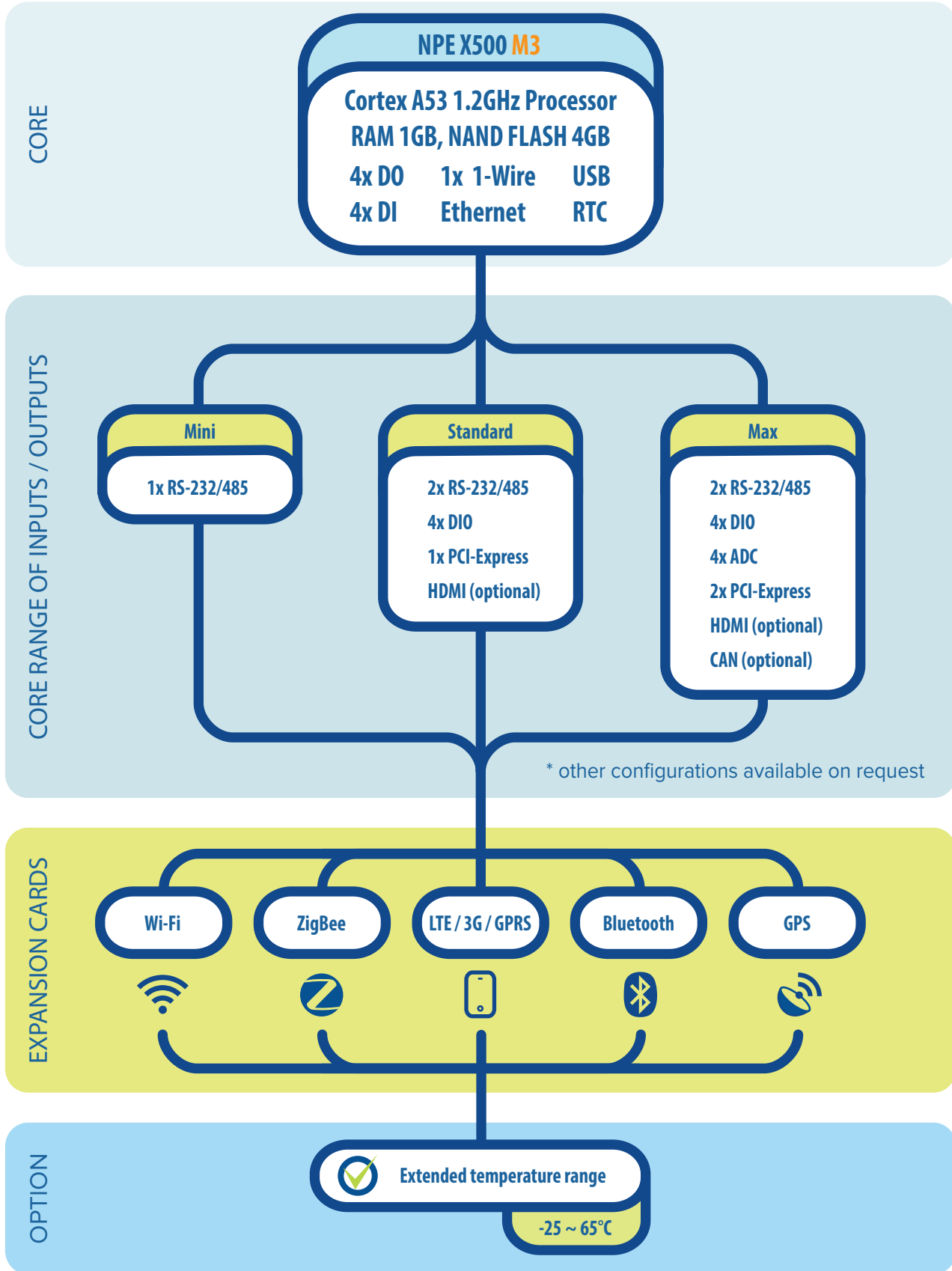
The device is equipped with Watchdog mechanism to ensure modem stability.

Pre-installed software for constant verification of LTE/3G/GPRS connection and GPRS reconnect function.

Multiplexing server provides 3 independent modem communication channels. Allows sending and receiving of SMS during LTE/3G/GPRS transmission.

You can use telemetry SIM cards with dynamic IP addresses due to the use of DynDNS. VPN or iModCloud technology allows use of cards with non-public IP.

* GPRS/EDGE are supported by LTE/3G modem



iMod - an innovative software platform allowing for fast start-up and full exploitation of device capabilities without the need for writing programs. A fully configurable system reflecting typical C-L-V use (see clarification above). In order to learn more about the iMod platform, visit the page: www.techbase.eu/imod

iModCloud is a Software as a Service (SaaS) that fully controls iMod devices. Together stand as a complete solution ecosystem – **iModCloud Ecosystem**. In other words – it is a combination of a cloud service with a web user interface and special industrial devices that are fully manageable remotely.



READY-TO-USE

iModCloud is ready-to-use set of components that can be adjusted to any remote monitoring and control system



REMOTE CONTROL

User interface of the system is accessible from any place of the world through web browsers of desktops and mobile devices

PLC - software for creation of algorithms in the ladder system with the capability of operation on NPE device, services the MODBUS protocol

CODESYS - development environment for programming controller applications according to the international industrial standard IEC 61131-3

Node-RED - flow-based development tool for wiring together hardware devices, APIs and online services as part of the Internet of Things.

Expanded developer's platform, additional software packs:

GPRS - facilitating management of the 3G/GPRS connection and containing the functionality of monitoring connection status and DynDNS service

SMS - allows sending and receiving text messages

APACHE - HTTP server pack, enabling device access from web browser

PYTHON/RUBY/JAVA/PHP - packs allowing creating, development and start-up of applications in many programming languages

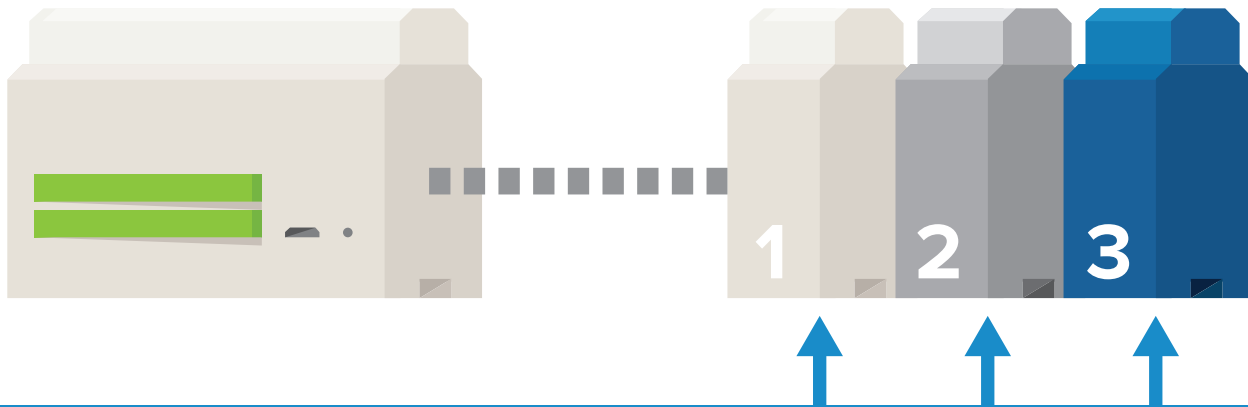
PostgreSQL, MSSQL, SQLite - tools for database management

Open VPN - enables creating a connection, allowing communication between devices located in different networks, providing very high level of security

SSH - enables remote connection with device while maintaining high level of security

GPS - allows the location of the device, traffic monitoring for the unit and time synchronization

The **NPE X500 M3** device allows use of up to 3 expansion modules, increasing its capabilities with additional I/Os, providing support for additional modems and wireless communication modules, and adding new features such as accelerometer and opto-isolation.



NPE X500 M3

INTERNAL EXTENSION MODULES

ExCard 4RS	2x or 4x RS232/485 ports
ExCard ETH	1x or 2x Ethernet ports
ExCard EXP	1x PCI-Express slot (modem and communication interfaces support)
ExCard AI	8x analog input AI or 4x analog input AI dual mode
ExCard AO	12/8/4x analog output AO
ExCard 4R	4x relay
ExCard DIO	12x digital input/output DIO
ExCard AK	Accelerometer
ExCard OP	Opto-isolation for power supply and i ² c serial bus (ExCard AI/AO/4R/DIO/AK)
mBus10	M-Bus interface to RS232 or RS485 converter (up to 10 SLAVE devices)
mBus60	M-Bus interface to RS232 or RS485 converter (up to 60 SLAVE devices)
mBus400	M-Bus interface to RS232 or RS485 converter (up to 400 SLAVE devices)

INTERNAL MODEMS

Wi-Fi	Wi-Fi Standard 802.11 b/g/n
Bluetooth	Bluetooth 4.0
ZigBee	ZigBee modem
GPS	GPS receiver
GPRS/GPS	GPRS/GPS modem
GPRS/Bluetooth	GPRS/Bluetooth 3.0 modem
3G/GPS	3G/GPS modem
LTE/3G/GPRS	LTE/3G/GPRS modem
GPRS/EDGE/NB-IoT	NarrowBand-IoT (LTE cat. NB1) modem, backwards compatible with GPRS/EDGE
LoRa	LoRa modem

 For availability of specific device configurations, modules compatibility and maximum capabilities of expansion modules, please contact the TECHBASE Group sales department.

SYSTEM

CPU	Cortex-A53 @ 4x1.2GHz
RAM	1024MB
Flash Memory	4096MB
Operating system	Linux 4.0+
Real Time Clock	RTC, 240 byte SRAM, Watch Dog Timer

ETHERNET INTERFACE

1x Ethernet 10/100 Mbps (RJ45 connector)

SERIAL PORTS

RS-232 / RS-485 ports 2x RS-232 (3 pins) / 2x RS-485 (2 pins)

USB PORTS

2x external USB 2.0 (host)

INPUTS / OUTPUTS

Digital inputs (DI)	4x DI (0..30V DC)
Digital outputs (DO)	4x DO (0..30V), max. power efficiency: 500 mA
Analog inputs	4x AI - range (0..10V) DC (18-bit resolution)
Configurable I/Os	4x DI/DO (0..30V DC), max. power efficiency: 500 mA
CAN	1x CAN (optional)
1-Wire	1x 1-Wire

POWER SUPPLY

9 ~ 30 V DC, w/o modem: 20W, with modem: 40W

MECHANICAL PARAMETERS

Dimensions	91 x 106 x 61 mm
Weight	300g
Casing	ABS, DIN rail mounting

OPERATING AND STORAGE CONDITIONS

0 ~ 55°C, humidity 5 ~ 95% RH (no condensation)
 Extended operating temperature: -25 ~ 65°C, humidity 5 ~ 95% RH (no condensation)*

AVAILABLE EXPANSION CARDS

Wi-Fi (IEEE 802.11 b/g/n, speed up to 150 Mbps, 64/128-bit WEP, WPA, and WPA2)
 LTE/3G modem, GPS module, ZigBee, Bluetooth, Z-Wave Ready, **ExCard modules (page 6)**

CONNECTORS AND PHYSICAL INTERFACES

1x RJ45 (Ethernet)
 1x HDMI (optional)
 2x monostable switch button
 1x32 pin screw terminal
 1x USB 2.0 type A
 1x 2 pin power
 1x SIM CARD slot

MANUFACTURER

TECHBASE Group Sp. z o.o., Gdynia, Poland

* We cannot guarantee a cold start of the cooled system at temperatures below -30 °C. With the optimal load of the interfaces and ensuring free heat emission in the casing, the device equipped with an extended temperature range operates at temperatures up to 65 °C.

POWER FEEDERS



MDR-40-24

40.8W Single Output Industrial Power Supply, DIN-rail mounting, input 85..264 V AC or 120..370 V DC

ANTENNAS



ANT-GSM-1M

GSM antenna with frequency 824-960MHz/1710-1910MHz/1920-2170MHz

1-WIRE SENSORS



1Wire-Therm-Stainless

Digital temperature sensor in steel housing



1Wire-Therm-ABS

Digital temperature sensor closed in ABS plastic housing

M-BUS CONVERTERS



mBus 10

The mBus 10 is a transparent converter from RS-232 to M-Bus interface



mBus 400

The mBus 400 is a transparent converter from RS-232 to M-Bus interface. You can connect 4 RS-232 signal lines - Rx/D, Tx/D, CTS, RTS.

ZIGBEE SENSORS/MODULES



ZS-10, ZS-20

Multi-channel ZigBee Sensor with Battery Power Supply



ZM-10, ZM-20

ZigBee Relay I/O Module

INPUT/OUTPUT EXPANSION MODULES



NPEIO-6DIO

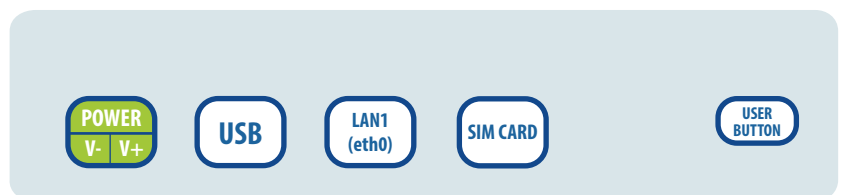
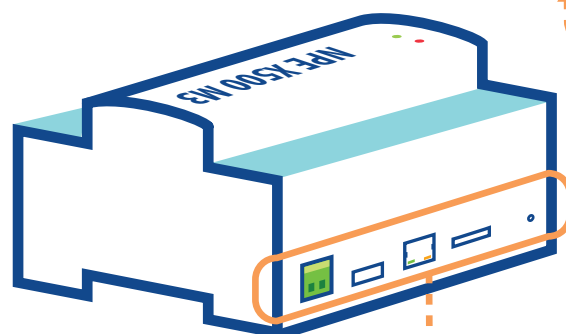

Digital inputs/outputs expansion module with MODBUS RTU support



NPEIO-4RO

Relay outputs expansion module with MODBUS RTU support

PINOUT



NPE X500 M3