



TPD-430



TPD-430-EU

Features

- Excellent C/P ratio (cost/performance)
- High-resolution color touch screen
- RS-485 (including Self-Tuner)
- RTC (Real Time Clock)
- Speaker
- WYSIWYG (What You See Is What You Get) GUI design
- Free HMIWorks development tool
- Supports the popular C programming language
- Supports Ladder Designer
- ESD Protection: 4 kV
- Operating temperature: -20 ~ 70°C

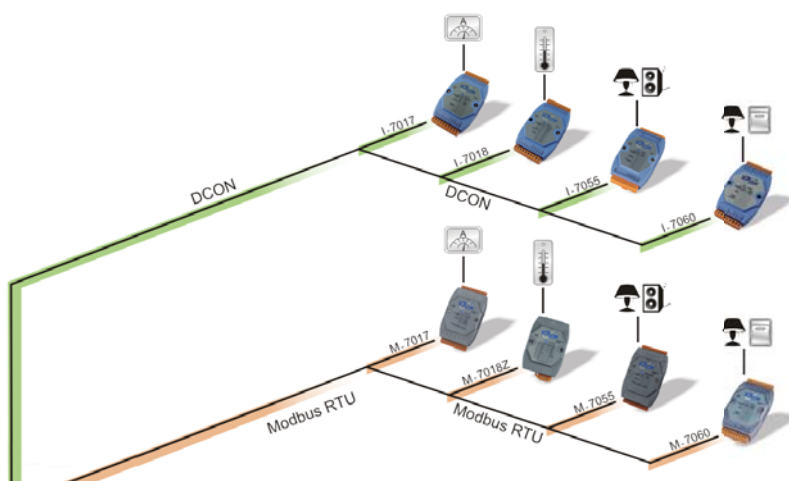


Introduction

TPD-43x(-EU), TouchPAD, is a series of tiny touch HMI and designed for building and home automation. TPD-43x(-EU) is equipped with high resolution TFT color touch screen and fits in with regular electrical wall-mount outlet. Besides, it is seamlessly integrated with rich I/O modules and presents beautiful, flexible and user-defined picture frame. In short, it is the best choice to upgrade the mechanical switch to intelligent control pads.

For PLC users, HMIWorks provides Ladder Designer, and for IT users, C language environment is provided. Especially, it only takes no more than 30 minutes to learn how to create an application program of TPD-series devices when using Ladder Designer. With all the features provided, TPD-series touch HMI Devices must be the most cost effective HMI Device ever been in the market.

Applications



TPD-430-EU + European 86 x 86 mm Outlet Box



TPD-430 + US Outlet Box




TPD-430 + External Wall Box EWB-T43

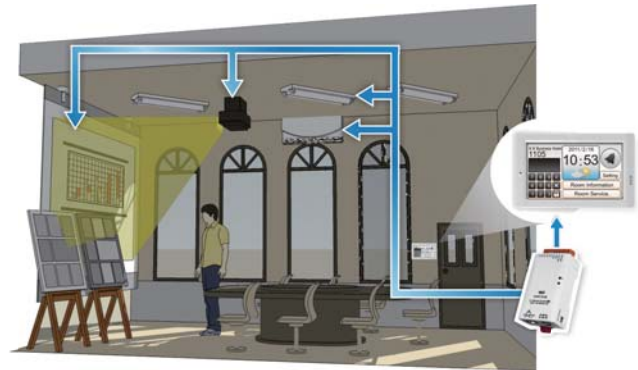


Applications

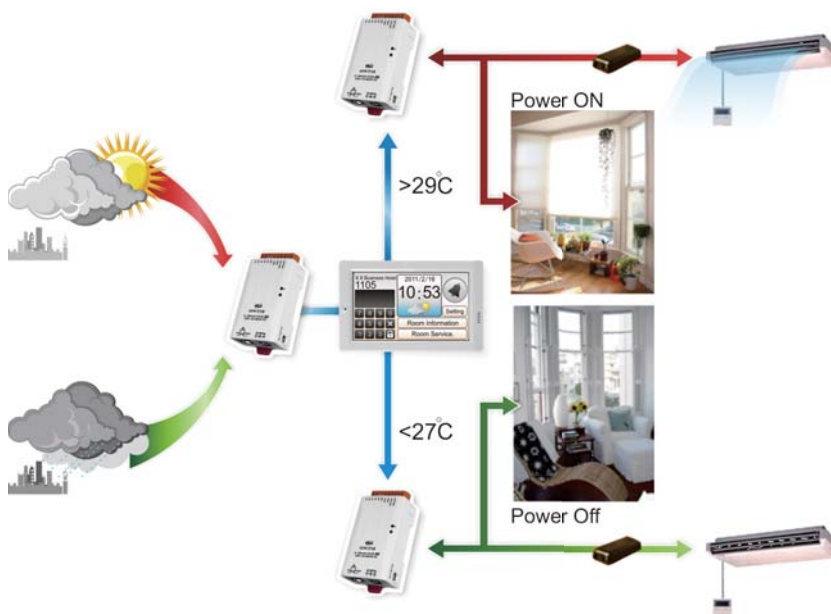
Multi-Display



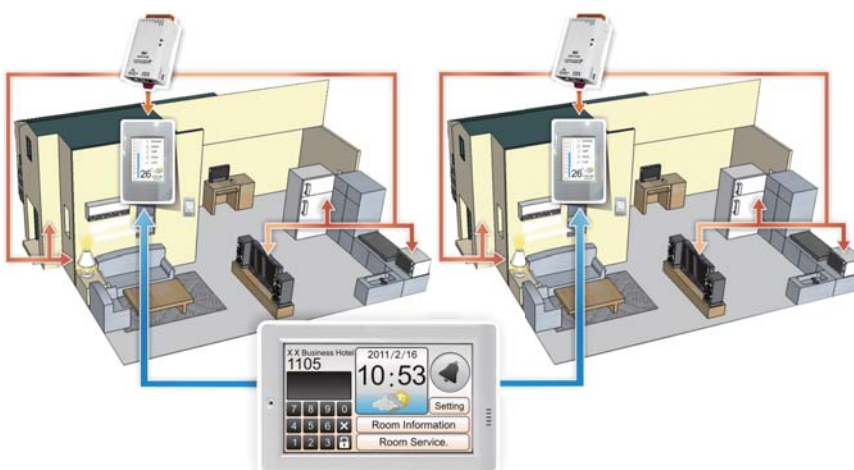
Meeting Room Example




Temperature Control Example



Intelligent Building Example



TouchPAD Anywhere



1

Touch HMI Devices

2

TPD Series

TPD-430/TPD-430-EU

Specifications

1

Touch HMI Devices

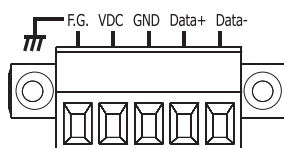
Models	TPD-430	TPD-430-EU
CPU Module		
CPU	Low-power 32-bit RISC CPU	
Memory Expansion	16 MB SDRAM / 8 MB Flash	
Real Time Clock (RTC)	Yes	
Speaker	Yes	
Rotary Switch (0~9)	Yes	
Communication Interface		
Serial Port	RS-485 (including Self-Tuner)	
USB 1.1 Client	Firmware updates only	
MMI (Main Machine Interface)		
LCD	4.3" TFT(Resolution 480 X 272 X 16), Bright pixels <= 3	
Backlight Life	20,000 hours	
Brightness	400 cd/m2	
Touch Panel	Yes	
LED Indicator	Yes	
Reset Button	Yes	
Electrical		
Power Input Range	+10 ~ 30 V	
Power Consumption	2.5 W (104 mA @ 24 V _{DC})	
Mechanical		
Dimensions (W x L x H)	126 mm x 82 mm x 24 mm	126 mm x 92 mm x 29 mm
Installation	Wall Mount (Suitable for the outlet box in United States)	Wall Mount (Suitable for the European 86mm x 86mm outlet box)
Environmental		
Operating Temperature	-20 ~ +70 °C	
Storage Temperature	-30 ~ +80 °C	
Ambient Relative Humidity	10 ~ 90% RH, non-condensing	

2

TPD Series

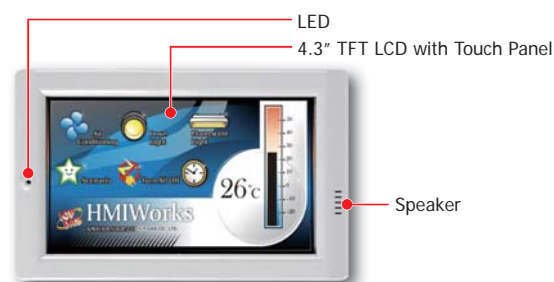
Pin Assignments

TPD-430/TPD-430-EU

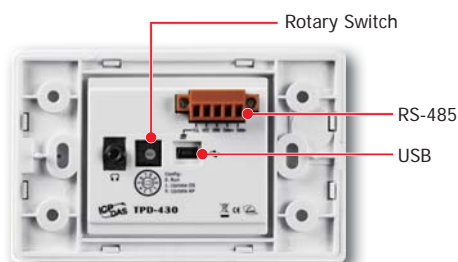


Appearance


TPD-430/TPD-430-EU Front View



TPD-430 Rear View

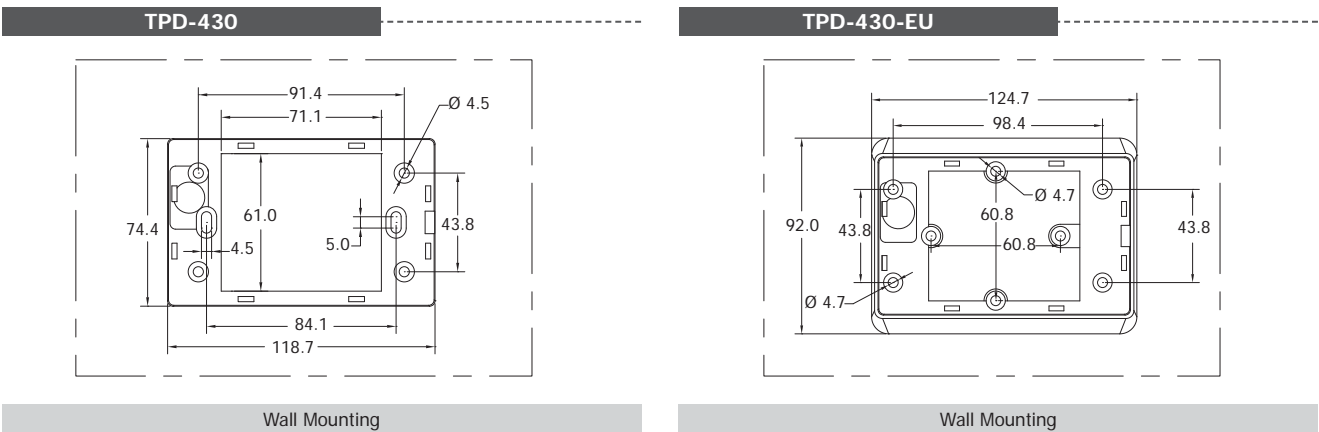
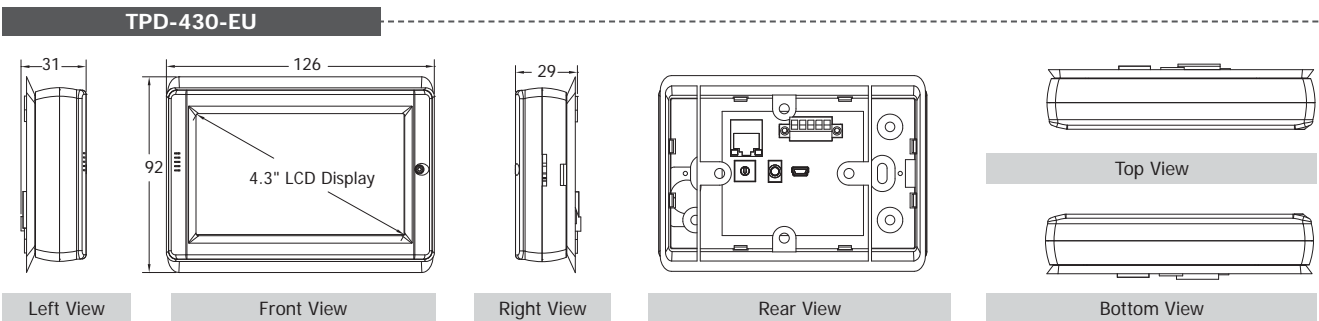
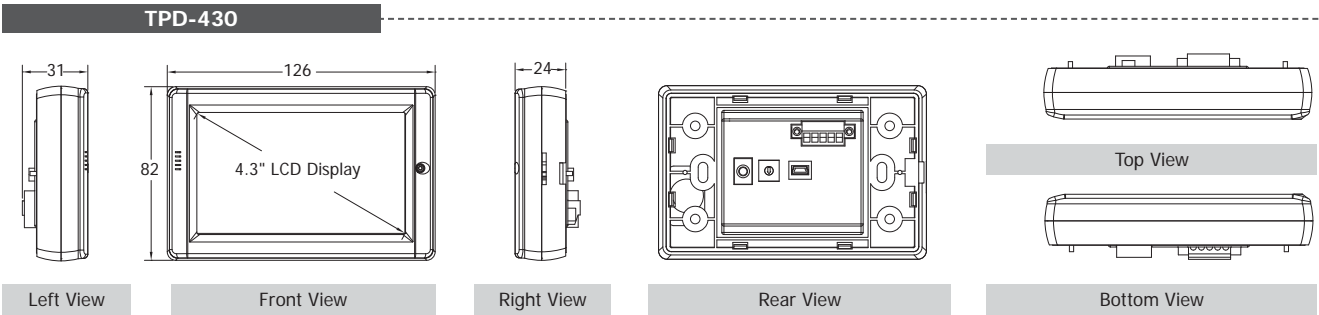


TPD-430-EU Rear View



TPD-430/TPD-430-EU




Dimensions (Units: mm)



Ordering Information

TPD-430 CR	4.3" Touch HMI device with RS-485, USB, RTC, Suitable for the Outlet Box in United States (RoHS)
TPD-430-EU CR	4.3" Touch HMI device with RS-485, USB, RTC, Suitable for the European 86mm x 86mm Outlet Box (RoHS)

Accessories

 MDR-60-24 CR	24 V _{DC} /2.5 A, 60 W Power Supply with DIN-Rail Mounting (RoHS)
 DIN-KA52F CR	24 V _{DC} /1.04 A, 25 W Power Supply with DIN-Rail Mounting (RoHS)
 EWB-T43	External Wall Box for TPD-430 Devices